

Star-Spangled String

Difficulty: ★★☆☆☆ - Moderate

Time: 40 minutes



Materials


- Colored paper (or coloring utensils to color paper)
 - Red, white and blue
- Scissors
- Tape or glue
- Ruler
- String or thread
- Needle

Tips


- Use different colored paper to create a variety of stars
- Tight creases and folds at every step will help you make the best looking stars
- You can also use these stars to make an [American flag!](#)

Steps

1. Measure and cut 1/2 inch strips of paper.



2. Fold one end of the strip of paper under the rest of the strip like shown below.




3. Pull the small end of the strip through the pocket created by the crease.




San Jose Museum of Quilts & Textiles


520 South First Street | San Jose, CA | 95113 | www.sjQuiltMuseum.org




4. Flip the folded strip of paper over to better see your work.




5. Tuck the small end of the strip into the folds.




6. Wrap and fold the long end of the strip under your previous folds.



7. Wrap and fold the long end of the strip across your previous folds from the right to the left, bringing the long end of the strip across your previous folds.




8. Flip the strip over to better see your work.




9. Wrap and fold the long end of the strip around your previous folds from right to left,



threading the long end of the strip under your previous fold.



10. Pull tight, but not too tightly to avoid ripping the paper.



11. Cut off the excess strip of paper.



12. Evenly push in all sides of your pentagon to make a star shape.



13. String thread or string through a needle.



14. Line up the stars in the pattern you wish to string.



15. Carefully string the stars along the thread/string.





16. When all the stars have been strung, tie the end of the thread/string and cut off the excess.

Hang the star string on the wall or tie the ends together and wear it as a necklace!



San Jose Museum of Quilts & Textiles

520 South First Street | San Jose, CA | 95113 | www.sjQuiltMuseum.org